

NPA

Pendant control station



Pendant station for auxiliary control of industrial machines.
Sturdy and handy, NPA is a classic control station, available with plastic pushbuttons or with dust-tight rubber pushbuttons, with up to 3 speed switches.

FEATURES

- The cable sleeve can be angled up to 20° to give the operator the best view of all the control elements and enable a natural, comfortable working position.
- Rectangular pushbuttons in thermoplastic material or rubber pushbuttons with symbol disks to ensure protection against dust.
- Two-colour moulded pushbuttons and disks to guarantee clear reading and wear resistance.
- The emergency stop mushroom pushbutton complies with standard EN 418.
- Positive opening NC contacts for safety functions.
- Mechanical life of switches: 1 million operations.
- IP protection degree: NPA is classified IP65.
- Extreme temperature resistance: -25°C to +70°C.
- All materials and components used are wear resistant and guarantee protection of the unit against water and dust.

OPTIONS

- Available in configuration from 2 to 12 actuators.
- One, two or three speed switches with NO and/or NC contacts.
- Mechanical interlock to prevent simultaneous operation of opposite functions.

CERTIFICATIONS

- CE marking and EAC certification.

Fill in the request form for accurate product configuration.


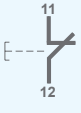
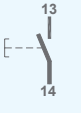
CERTIFICATIONS

Conformity to Community Directives	2014/35/UE Low Voltage Directive
	2006/42/CE Machinery Directive
Conformity to CE Standards	EN 60204-1 Safety of machinery - Electrical equipment of machines
	EN 60947-1 Low-voltage switchgear and controlgear
	EN 60947-5-1 Low-voltage switchgear and controlgear - Control circuit devices and switching elements - Electromechanical control circuit devices
	EN 60529 Degrees of protection provided by enclosures
Markings and homologations	EN 418 Safety of machinery - Emergency stop equipment, functional
	CE EAC

GENERAL TECHNICAL SPECIFICATIONS

Ambient temperature	Storage -40°C/+70°C
	Operational -25°C/+70°C
IP protection degree	IP 65
Insulation category	Class II
Cable entry	2÷6 buttons: rubber cable sleeve (Ø 10÷18 mm)
	8÷12 buttons: rubber cable sleeve (Ø 17÷26 mm)
Operating positions	Any position

TECHNICAL SPECIFICATIONS OF THE MICROSWITCHES

Code	PRSL0502PI	PRSL0503PI
Utilisation category	AC 15	
Rated operational current	1.9 A	
Rated operational voltage	380 Vac	
Rated thermal current	10 A	
Rated insulation voltage	500 Vac	
Mechanical life	1x10 ⁶ operations	
Connections	Screw-type terminal	
Wires	1x2.5 mm ² , 2x1.5 mm ² (UL - (c)UL: use 60°C or 75°C copper (CU) conductor and wire 16-18 AWG)	
Tightening torque	0.8 Nm	
Microswitch type	Switch with two connecting terminals	Switch with two connecting terminals
Contacts	1NC (All NC contacts are of the positive opening operation type )	1NO
Scheme		
Markings and homologations	CE cULus	

Code	PRSL0504PI	PRSL0505PI
Utilisation category	AC 15	
Rated operational current	1.9 A	
Rated operational voltage	380 Vac	
Rated thermal current	10 A	
Rated insulation voltage	500 Vac	
Mechanical life	1x10 ⁶ operations	
Connections	Screw-type terminal	
Wires	1x2.5 mm ² , 2x1.5 mm ² (UL - (c)UL: use 60°C or 75°C copper (CU) conductor and wire 16-18 AWG)	
Tightening torque	0.8 Nm	
Microswitch type	One speed switch with two connecting terminals each contact	Two speed switch with two connecting terminals each contact
Contacts	1NO+1NC+1NO simultaneous (All NC contacts are of the positive opening operation type \ominus)	1NO+1NC+1NO sequenced (All NC contacts are of the positive opening operation type \ominus)
Scheme		
Markings and homologations	CE cULus	

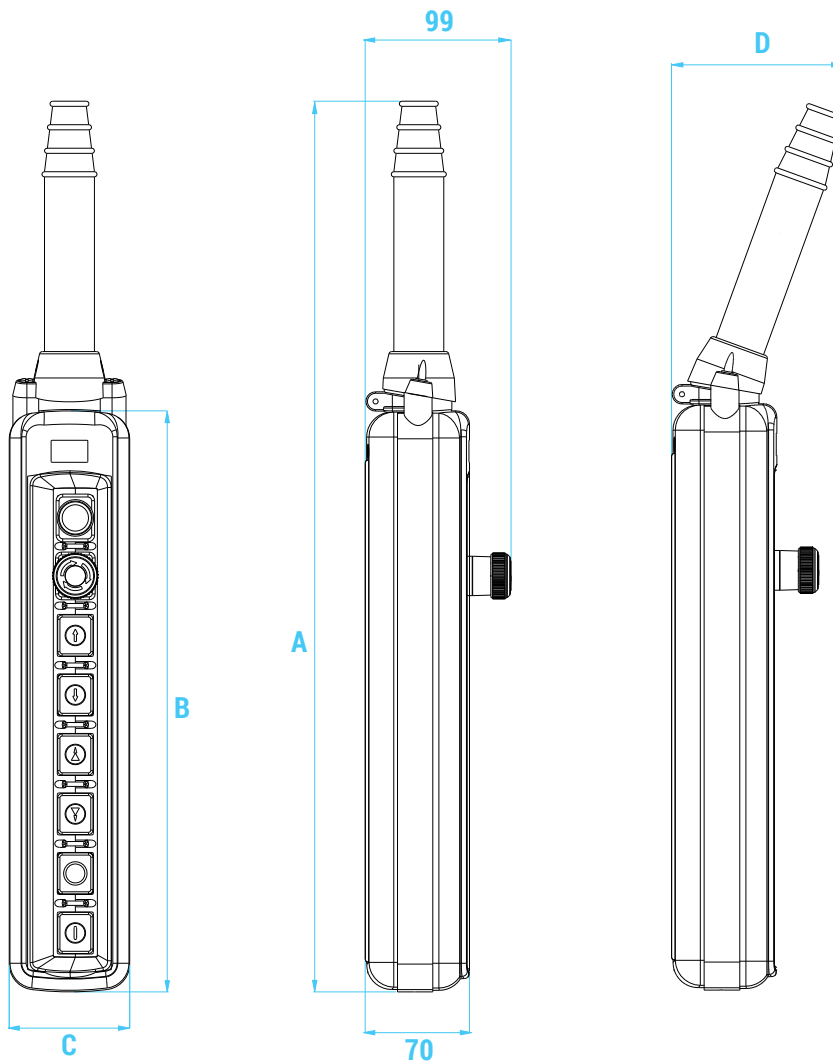
Code	PRSL0506PI	PRSL0507PI
Utilisation category	AC 15	
Rated operational current	1.9 A	
Rated operational voltage	380 Vac	
Rated thermal current	10 A	
Rated insulation voltage	500 Vac	
Mechanical life	1x10 ⁶ operations	
Connections	Screw-type terminal	
Wires	1x2.5 mm ² , 2x1.5 mm ² (UL - (c)UL: use 60°C or 75°C copper (CU) conductor and wire 16-18 AWG)	
Tightening torque	0.8 Nm	
Microswitch type	One speed switch with two connecting terminals each contact	Three speed switch with two connecting terminals each contact
Contacts	3NO simultaneous	3NO sequenced
Scheme		
Markings and homologations	CE cULus	

TECHNICAL SPECIFICATIONS OF THE LAMP HOLDERS

Code	PRSL0501PI
Maximum voltage	125 V
Maximum power	2.6 W
Lamp type	With bayonet coupling
Connections	Screw-type terminal
Wires	1x2.5 mm ² , 2x1.5 mm ²
Tightening torque	0.8 Nm
Markings and homologations	CE

OVERALL DIMENSIONS (mm)

2



No. of actuators	Dimensions (mm)				Weight (kg)
	A	B	C	D	
2	292	140	76	87	0.450
3	333	181	76	87	0.550
4	372	222	76	87	0.650
6	459	307	76	87	0.900
8	605	393	83	116	1.200
10	685	474	83	116	1.400
12	771	560	90	116	1.700

STANDARD CONTROL STATIONS

Standard pendant stations are equipped with cable sleeve, hook and mechanical interlock between opposite function pushbuttons.

2 actuators

PF03020005 with standard pushbutton PF24020002 with dust-tight pushbutton		
Switch scheme	Switch type	Actuator type
	No.2 PRSL0503PI 1NO 1 speed	Pushbutton
		Pushbutton

PF03020014 with standard pushbutton PF24020003 with dust-tight pushbutton		
Switch scheme	Switch type	Actuator type
	No.2 PRSL0505PI 1NO+1NC+1NO 2 speeds	Pushbutton
		Pushbutton

3 actuators

PF03030004 with standard pushbutton PF24030004 with dust-tight pushbutton		
Switch scheme	Switch type	Actuator type
	No.1 PRSL0502PI 1NC	Latched mushroom pushbutton
	No.2 PRSL0503PI 1NO 1 speed	Pushbutton
		Pushbutton

PF03030020 with standard pushbutton PF24030003 with dust-tight pushbutton		
Switch scheme	Switch type	Actuator type
	No.1 PRSL0502PI 1NC	Latched mushroom pushbutton
	No.2 PRSL0505PI 1NO+1NC+1NO 2 speeds	Pushbutton
		Pushbutton

4 actuators

PF03040105 with standard pushbutton PF24040024 with dust-tight pushbutton		
Switch scheme	Switch type	Actuator type
	No.1 PRSL0503PI 1NO 1 speed	Pushbutton
	No.1 PRSL0502PI 1NC	Latched mushroom pushbutton
	No.2 PRSL0503PI 1NO 1 speed	Pushbutton
		Pushbutton

PF03040106 with standard pushbutton PF24040006 with dust-tight pushbutton		
Switch scheme	Switch type	Actuator type
	No.1 PRSL0503PI 1NO 1 speed	Pushbutton
	No.1 PRSL0502PI 1NC	Latched mushroom pushbutton
	No.2 PRSL0505PI 1NO+1NC+1NO 2 speeds	Pushbutton
		Pushbutton

PF03040022 with standard pushbutton
PF24040001 with dust-tight pushbutton

Switch scheme	Switch type	Actuator type
	No.4 PRSL0503PI 1NO 1 speed	Pushbutton
		Pushbutton
		Pushbutton
		Pushbutton

PF03040030 with standard pushbutton
PF24040003 with dust-tight pushbutton

Switch scheme	Switch type	Actuator type
	No.4 PRSL0505PI 1NO+1NC+1NO 2 speeds	Pushbutton
		Pushbutton
		Pushbutton
		Pushbutton

PF03040243 with standard pushbutton
PF24040002 with dust-tight pushbutton

Switch scheme	Switch type	Actuator type
	No.1 PRSL0505PI 1NO+1NC+1NO 2 speeds	Pushbutton
	No.1 PRSL0505PI 1NO+1NC+1NO 2 speeds	Pushbutton
	No.2 PRSL0503PI 1NO 1 speed	Pushbutton
		Pushbutton

6 actuators

PF03060098 with standard pushbutton
PF24060062 with dust-tight pushbutton

Switch scheme	Switch type	Actuator type
	No.1 PRSL0502PI 1NC	Latched mushroom pushbutton
	No.4 PRSL0503PI 1NO 1 speed	Pushbutton
		Pushbutton
		Pushbutton
		Pushbutton
-	-	Blanking plug

PF03060139 with standard pushbutton
PF24060011 with dust-tight pushbutton

Switch scheme	Switch type	Actuator type
	No.1 PRSL0502PI 1NC	Latched mushroom pushbutton
	No.4 PRSL0505PI 1NO+1NC+1NO 2 speeds	Pushbutton
		Pushbutton
		Pushbutton
		Pushbutton
-	-	Blanking plug

PF03060113 with standard pushbutton PF24060063 with dust-tight pushbutton		
Switch scheme	Switch type	Actuator type
	No.1 PRSL0502PI 1NC	Latched mushroom pushbutton
	No.2 PRSL0505PI 1NO+1NC+1NO 2 speeds	Pushbutton Pushbutton
	No.2 PRSL0503PI 1NO 1 speed	Pushbutton Pushbutton
-	-	Blanking plug

PF03060293 with standard pushbutton PF24060029 with dust-tight pushbutton		
Switch scheme	Switch type	Actuator type
	No.1 PRSL0504PI 1NO+1NC+1NO 1 speed	Pushbutton GREEN
	No.1 PRSL0502PI 1NC	Latched mushroom pushbutton
	No.4 PRSL0503PI 1NO 1 speed	Pushbutton Pushbutton Pushbutton Pushbutton

PF03060399 with standard pushbutton PF24060064 with dust-tight pushbutton		
Switch scheme	Switch type	Actuator type
	No.1 PRSL0504PI 1NO+1NC+1NO 1 speed	Pushbutton GREEN
	No.1 PRSL0502PI 1NC	Latched mushroom pushbutton
	No.4 PRSL0505PI 1NO+1NC+1NO 2 speeds	Pushbutton Pushbutton Pushbutton Pushbutton

PF03060192 with standard pushbutton PF24060031 with dust-tight pushbutton		
Switch scheme	Switch type	Actuator type
	No.1 PRSL0504PI 1NO+1NC+1NO 1 speed	Pushbutton GREEN
	No.1 PRSL0502PI 1NC	Latched mushroom pushbutton
	No.2 PRSL0505PI 1NO+1NC+1NO 2 speeds	Pushbutton Pushbutton
	No.2 PRSL0503PI 1NO 1 speed	Pushbutton Pushbutton

8 actuators

PF03080201 with standard pushbutton
PF24080044 with dust-tight pushbutton

Switch scheme	Switch type	Actuator type
	No.1 PRSL0504PI 1NO+1NC+1NO 1 speed	Pushbutton
	No.1 PRSL0502PI 1NC	Latched mushroom pushbutton
		Pushbutton
		Pushbutton
		Pushbutton
	No.6 PRSL0503PI 1NO 1 speed	Pushbutton
		Pushbutton
		Pushbutton
		Pushbutton

PF03080471 with standard pushbutton
PF24080101 with dust-tight pushbutton

Switch scheme	Switch type	Actuator type
	No.1 PRSL0504PI 1NO+1NC+1NO 1 speed	Pushbutton
	No.1 PRSL0502PI 1NC	Latched mushroom pushbutton
		Pushbutton
		Pushbutton
		Pushbutton
	No.6 PRSL0505PI 1NO+1NC+1NO 2 speeds	Pushbutton
		Pushbutton
		Pushbutton
		Pushbutton

PF03080544 with standard pushbutton
PF24080108 with dust-tight pushbutton

Switch scheme	Switch type	Actuator type
	No.1 PRSL0504PI 1NO+1NC+1NO 1 speed	Pushbutton
	No.1 PRSL0502PI 1NC	Latched mushroom pushbutton
		Pushbutton
	No.2 PRSL0505PI 1NO+1NC+1NO 2 speeds	Pushbutton
		Pushbutton
		Pushbutton
	No.4 PRSL0503PI 1NO 1 speed	Pushbutton
		Pushbutton
		Pushbutton

PF03080545 with standard pushbutton
PF24080107 with dust-tight pushbutton

Switch scheme	Switch type	Actuator type
	No.1 PRSL0504PI 1NO+1NC+1NO 1 speed	Pushbutton
	No.1 PRSL0502PI 1NC	Latched mushroom pushbutton
		Pushbutton
	No.4 PRSL0505PI 1NO+1NC+1NO 2 speeds	Pushbutton
		Pushbutton
		Pushbutton
	No.2 PRSL0503PI 1NO 1 speed	Pushbutton
		Pushbutton

10 actuators

PF03100334 with standard pushbutton PF24100051 with dust-tight pushbutton		
Switch scheme	Switch type	Actuator type
	No.1 PRSL0504PI 1NO+1NC+1NO 1 speed	Pushbutton
	No.1 PRSL0502PI 1NC	Latched mushroom pushbutton
		Pushbutton
		Pushbutton
		Pushbutton
		Pushbutton
	No.8 PRSL0503PI 1NO 1 speed	Pushbutton
		Pushbutton
		Pushbutton
		Pushbutton

PF03100398 with standard pushbutton PF24100072 with dust-tight pushbutton		
Switch scheme	Switch type	Actuator type
		Pushbutton
	No.3 PRSL0503PI 1NO 1 speed	Pushbutton
		Pushbutton
	No.1 PRSL0502PI 1NC	Latched mushroom pushbutton
		Pushbutton
		Pushbutton
	No.6 PRSL0503PI 1NO 1 speed	Pushbutton
		Pushbutton
		Pushbutton
		Pushbutton

PF03100399 with standard pushbutton PF24100071 with dust-tight pushbutton		
Switch scheme	Switch type	Actuator type
	No.1 PRSL0504PI 1NO+1NC+1NO 1 speed	Pushbutton
	No.1 PRSL0502PI 1NC	Latched mushroom pushbutton
		Pushbutton
		Pushbutton
		Pushbutton
	No.8 PRSL0503PI 1NO 1 speed	Pushbutton
		Pushbutton
		Pushbutton
		Pushbutton
		Pushbutton

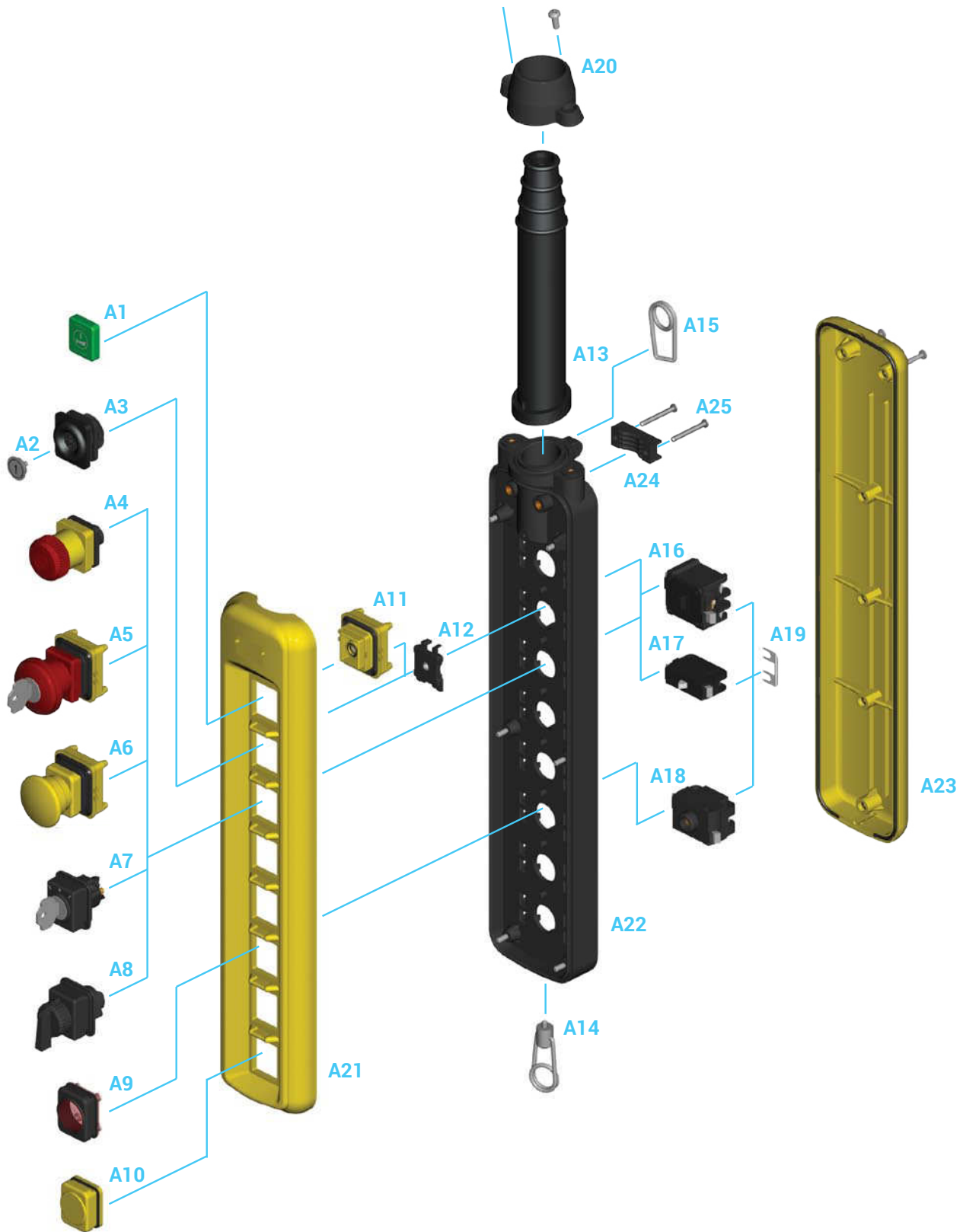
12 actuators

2

PF03120282 with standard pushbutton PF24120031 with dust-tight pushbutton		
Switch scheme	Switch type	Actuator type
	No.1 PRSL0504PI 1NO+1NC+1NO 1 speed	Pushbutton
	No.1 PRSL0502PI 1NC	Latched mushroom pushbutton
		Pushbutton
		Pushbutton
		Pushbutton
		Pushbutton
	No.10 PRSL0503PI 1NO 1 speed	Pushbutton
		Pushbutton
		Pushbutton
		Pushbutton
		Pushbutton
		Pushbutton
		Pushbutton

PF03120283 with standard pushbutton PF24120032 with dust-tight pushbutton		
Switch scheme	Switch type	Actuator type
		Pushbutton
	No.3 PRSL0503PI 1NO 1 speed	Pushbutton
		Pushbutton
	No.1 PRSL0502PI 1NC	Latched mushroom pushbutton
		Pushbutton
		Pushbutton
	No.8 PRSL0503PI 1NO 1 speed	Pushbutton
		Pushbutton
		Pushbutton
		Pushbutton
		Pushbutton
		Pushbutton

ASSEMBLY DRAWING


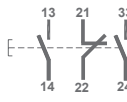
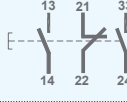
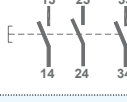
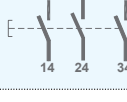







The descriptions of all the components can be found in the following charts: "Switches", "Actuators", "Pilot lights", "Mushroom pushbuttons", "Selector switches" and Accessories".




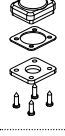

COMPONENTS

Switches

2

Ref.	Drawing	Description	Scheme	Code
A16		One speed, 1NO+1NC+1NO simultaneous switch		PRSL0504PI
		Two speeds, 1NO+1NC+1NO sequenced switch		PRSL0505PI
		One speed, 3NO simultaneous switch		PRSL0506PI
		Three speeds, 3NO sequenced switch		PRSL0507PI
A17		1NC switch		PRSL0502PI
		1NO switch		PRSL0503PI
A18		Lamp holder with bayonet coupling		PRSL0501PI

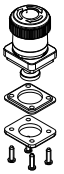
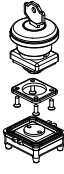
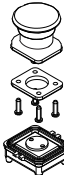
Actuators

Ref.	Drawing	Description	Code
A1		Pushbutton	PRTA_----- See standard buttons
A2		Disk for dust-tight pushbutton	PRTA_...PI See standard disk
A3		Dust-tight pushbutton	PRSL0550PI
A10		Blanking plug	PRSL0517PI
A11		Button housing	PRSL0518PI



Pilot lights

Ref.	Drawing	Color	Code
A9		Red	PRSL0515PI
		Green	PRSL0516PI
		Yellow	PRSL0521PI


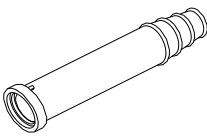


Mushroom pushbuttons

Ref.	Drawing	Description	Code
A4		Latched mushroom pushbutton for emergency stop	PRSL0500PI
A5		Key mushroom pushbutton	PRSL0520PI
A6		Impulse mushroom pushbutton	PRSL0512PI



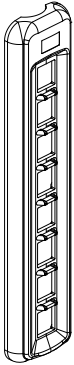
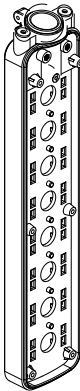
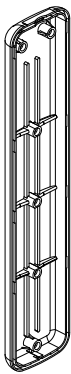


Selector switches

Ref.	Drawing	Description	Code
A7		Key selector switch - 2 or 3 maintained positions	PRSL0513PI
A8		Selector switch - 2 or 3 maintained positions	PRSL0514PI
		Selector switch - 2 or 3 spring return positions	PRSL0519PI

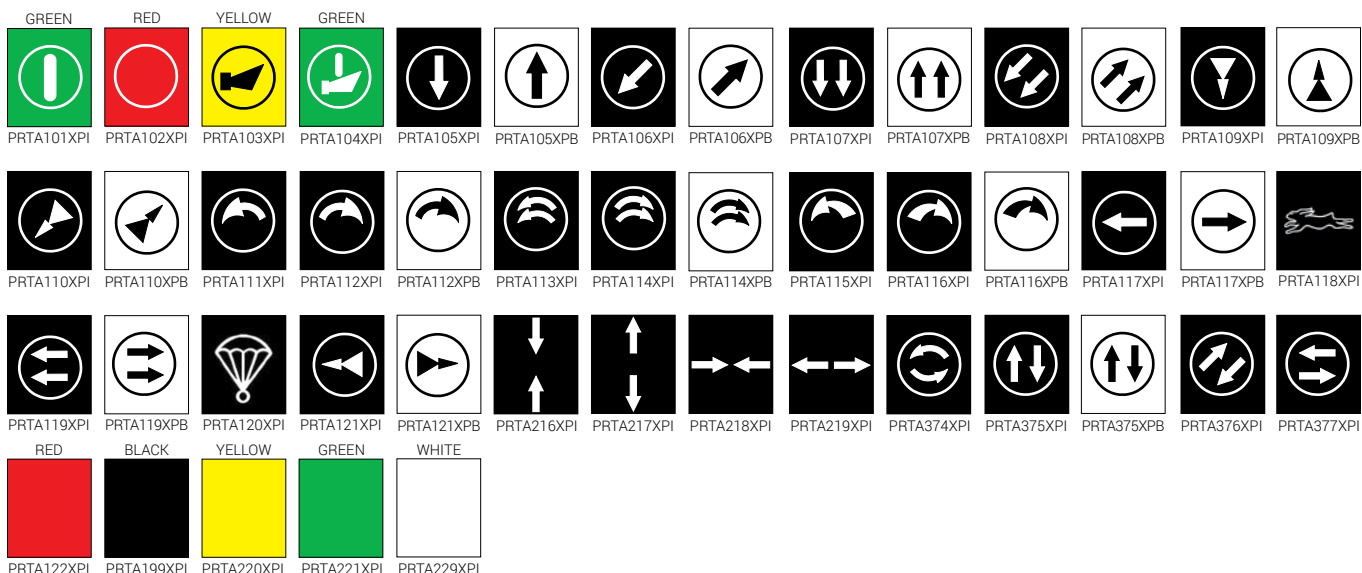
Accessories

Ref.	Drawing	Description	Code
A12		Mechanical interlock	PRSL7816PI
A13		Cable sleeve for 2 - 6 buttons units	PRGO0100PE
		Cable sleeve for 8 - 12 buttons units	PRGO0105PE
A14		Wire fixing	PRT06626PE
A15		Hook	PRGA0001PE


Accessories

Ref.	Drawing	Description	Code
A19		22 mm connecting bridge	PRTR6120PE
		28 mm connecting bridge	PRTR6121PE
		25 mm connecting bridge	PRTR6122PE
		31 mm connecting bridge	PRTR6123PE
		47 mm connecting bridge	PRTR6124PE
A20		Large cable sleeve holder for NPA 8-12 actuators	PRSL9740PI
		Small cable sleeve holder for NPA 2-6 actuators	PRSL9735PI
A21		Upper cover 2 buttons with tightening rubber	PRSL5810PI
		Upper cover 3 buttons with tightening rubber	PRSL5838PI
		Upper cover 4 buttons with tightening rubber	PRSL5815PI
		Upper cover 6 buttons with tightening rubber	PRSL5820PI
		Upper cover 8 buttons with tightening rubber	PRSL5825PI
		Upper cover 10 buttons with tightening rubber	PRSL5830PI
		Upper cover 12 buttons with tightening rubber	PRSL5835PI
A22		Central section 2 buttons	PRSL5811PI
		Central section 3 buttons	PRSL5839PI
		Central section 4 buttons	PRSL5816PI
		Central section 6 buttons	PRSL5821PI
		Central section 8 buttons	PRSL5826PI
		Central section 10 buttons	PRSL5831PI
		Central section 12 buttons	PRSL5836PI
A23		Lower enclosure 2 buttons with tightening rubber and screws	PRSL5812PI
		Lower enclosure 3 buttons with tightening rubber and screws	PRSL5840PI
		Lower enclosure 4 buttons with tightening rubber and screws	PRSL5817PI
		Lower enclosure 6 buttons with tightening rubber and screws	PRSL5822PI
		Lower enclosure 8 buttons with tightening rubber and screws	PRSL5827PI
		Lower enclosure 10 buttons with tightening rubber and screws	PRSL5832PI
		Lower enclosure 12 buttons with tightening rubber and screws	PRSL5837PI
A24		Cable clamp	PRSL9210AU
A25		Screws for cable clamp	PRVI0089PE

Standard buttons - Symbols



Standard buttons - English



Standard buttons - Italian


2

 GREEN MARCIA LINEA PRTA123XPI	 RED ARRESTO LINEA PRTA124XPI	 YELLOW ALLARME PRTA125XPI	 GREEN MARCIA ALLARME PRTA126XPI	 SALITA SOLLEV.TO PRTA127XPI	 DISCESA SOLLEV.TO PRTA128XPI	 SALITA SOLLEV. VEL. PRTA129XPI	 DISCESA SOLLEV. VEL. PRTA130XPI	 SALITA SOLL.1-2 VEL. PRTA131XPI	 DISCESA SOLL.1-2 VEL. PRTA132XPI	 2' VELOC. SOLLEV.TO PRTA133XPI	 3' VELOC. SOLLEV.TO PRTA134XPI	 VELOCE ROTAZIONE PRTA135XPI	 VELOCE SOLLEV.TO PRTA136XPI
 AVANTI TRASLAZ. PRTA137XPI	 INDIETRO TRASLAZ. PRTA138XPI	 SINISTRA ROTAZIONE PRTA139XPI	 DESTRA ROTAZIONE PRTA140XPI	 SINISTRA ROTAZ. VEL. PRTA141XPI	 DESTRA ROTAZ. VEL. PRTA142XPI	 SINISTRA ROT.1-2 VEL. PRTA143XPI	 DESTRA ROT.1-2 VEL. PRTA144XPI	 AVANTI CARRELLO PRTA145XPI	 INDIETRO CARRELLO PRTA146XPI	 AVANTI CARR. VEL. PRTA147XPI	 INDIETRO CARR. VEL. PRTA148XPI	 AVANTI CARR.1-2 VEL. PRTA149XPI	 INDIETRO CARR.1-2 VEL. PRTA150XPI
 SALITA MONTAGGIO PRTA151XPI	 DISCESA MONTAGGIO PRTA152XPI	 AVANTI PONTE PRTA153XPI	 INDIETRO PONTE PRTA154XPI	 AVANTI PONTE VEL. PRTA155XPI	 INDIETRO PONTE VEL. PRTA156XPI	 AVANTI PONTE 1-2 VEL. PRTA157XPI	 INDIETRO PONTE 1-2 VEL. PRTA158XPI	 SINISTRA CARRELLO PRTA159XPI	 DESTRA CARRELLO PRTA160XPI	 SINISTRA CARR. VEL. PRTA161XPI	 DESTRA CARR. VEL. PRTA162XPI	 SINISTRA CARR.1-2 VEL. PRTA163XPI	 DESTRA CARR.1-2 VEL. PRTA164XPI
 SALITA ARGANO PRTA165XPI	 DISCESA ARGANO PRTA166XPI	 SALITA ARGANO VEL. PRTA167XPI	 SALITA SOLL. PRINC. PRTA168XPI	 SALITA ARG. 1-2 VEL. PRTA169XPI	 DISCESA ARG. 1-2 VEL. PRTA170XPI	 SALITA PARANCO PRTA171XPI	 DISCESA PARANCO PRTA172XPI	 SALITA PARANCO VEL. PRTA173XPI	 DISCESA PARANCO VEL. PRTA174XPI	 SALITA PAR. 1-2 VEL. PRTA175XPI	 DISCESA PAR. 1-2 VEL. PRTA176XPI	 SALITA SOLL. PRINC. PRTA177XPI	 DISCESA SOLL. PRINC. PRTA178XPI
 SALITA SOLL. AUSIL. PRTA179XPI	 DISCESA SOLL. AUSIL. PRTA180XPI	 APRE BENNA PRTA181XPI	 CHIUDE BENNA PRTA182XPI	 APRE PINZA PRTA183XPI	 CHIUDE PINZA PRTA184XPI	 FRENO PRTA185XPI	 AVANTI PRTA186XPI	 INDIETRO PRTA187XPI	 SINISTRA PRTA188XPI	 DESTRA PRTA189XPI	 VELOCE PONTE PRTA190XPI	 VELOCE CARRELLO PRTA191XPI	 APRE POLIPO PRTA192XPI
 CHIUDE POLIPO PRTA193XPI	 CARICO BETONIERA PRTA194XPI	 SCARICO BETONIERA PRTA195XPI	 VERTICALE PRTA196XPI	 ORIZZONTALE PRTA197XPI	 LUCE PRTA198XPI	 PRENDE MAGNETE PRTA200XPI	 LASCIA MAGNETE PRTA201XPI	 INNESTO CASSEFORMA PRTA202XPI	 DISINNESTO CASSEFORMA PRTA203XPI	 AVANTI SINISTRA PRTA204XPI	 DESTRA INDIETRO PRTA205XPI	 ACCELERA PRTA206XPI	 DECELERA PRTA207XPI
 TRAIÑO PRTA208XPI	 FERMO TRAIÑO PRTA209XPI	 SALITA BRACCIO PRTA210XPI	 DISCESA BRACCIO PRTA211XPI	 LENTO SOLLEV.TO PRTA212XPI	 ACCOST. ROTAZIONE PRTA213XPI	 INVERSIONE PRTA214XPI	 ALZA LAMA PRTA215XPI	 APRE PRTA226XPI	 CHIUDE PRTA227XPI	 VELOCE PRTA228XPI	 GREEN INIZIO PRTA301XPI	 GREEN START PRTA302XPI	 RED STOP PRTA351XPI
 RED STOP AVANZAMENTO PRTA352XPI	 RED ALT PRTA353XPI												

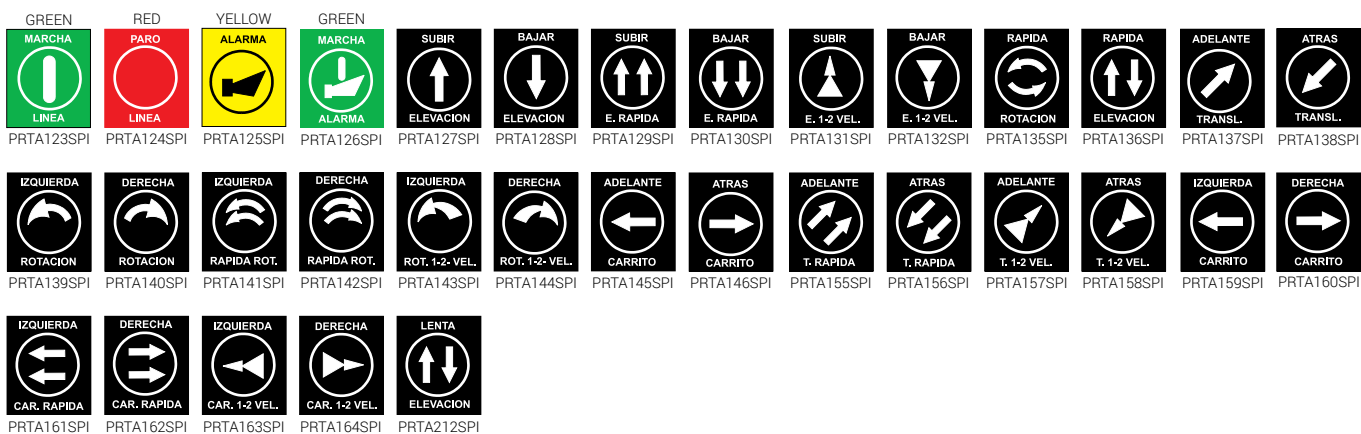
Standard buttons - French

 GREEN MARCHÉ LIGNE PRTA130FPI	 RED ARRET LIGNE PRTA131FPI	 YELLOW ALARME PRTA132FPI	 GREEN MARCHÉ ALARME PRTA133FPI	 MONTÉE LEVAGE PRTA134FPI	 DESCENTE LEVAGE PRTA135FPI	 MONTÉE VITE LEV. PRTA136FPI	 DESCENTE VITE LEV. PRTA137FPI	 MONTÉE LEV. 1-2 VIT. PRTA138FPI	 DESCENTE LEV. 1-2 VIT. PRTA139FPI	 VITE ROTATION PRTA140FPI	 VITE LEVAGE PRTA141FPI	 AVANT TRANSL. PRTA142FPI	 ARRIÈRE TRANSL. PRTA143FPI	
 GAUCHE ROTAZIONE PRTA144FPI	 DROITE ROTAZIONE PRTA145FPI	 GAUCHE VITE ROT. PRTA146FPI	 DROITE VITE ROT. PRTA147FPI	 GAUCHE ROT. 1-2 VITE PRTA148FPI	 DROITE ROT. 1-2 VITE PRTA149FPI	 AVANT CHARIOT PRTA152FPI	 ARRIÈRE CHARIOT PRTA153FPI	 AVANT CHARIOT VITE PRTA154FPI	 ARRIÈRE CHARIOT VITE PRTA155FPI	 AVANT CH. 1-2 VIT. PRTA156FPI	 ARRIÈRE CH. 1-2 VIT. PRTA157FPI	 AVANT PONT PRTA170FPI	 ARRIÈRE PONT PRTA171FPI	
 AVANT PONT VITE PRTA172FPI	 ARRIÈRE PONT VITE PRTA173FPI	 AVANT PONT 1-2 VIT. PRTA174FPI	 ARRIÈRE PONT 1-2 VIT. PRTA175FPI	 GAUCHE CHARIOT PRTA176FPI	 DROITE CHARIOT PRTA177FPI	 GAUCHE CHAR. VITE PRTA178FPI	 DROITE CHAR. VITE PRTA179FPI	 GAUCHE CH. 1-2 VIT. PRTA180FPI	 DROITE CH. 1-2 VIT. PRTA181FPI	 TRANSLAT. PRTA183FPI	 TRANSLAT. PRTA184FPI	 ARRÊT PRTA185FPI	 MONTÉE SOUFFL. PRTA186FPI	 ROTAZIONE PRTA186FPI

Standard buttons - German



Standard buttons - Spanish




Standard disks



NPA - REQUEST FORM FOR NON STANDARD PENDANT STATION

2

Disk for dust-tight pushbutton



Switches

- A PRSL0501PI Lamp holder
- B PRSL0502PI Switch 1NC
- C PRSL0503PI Switch 1NO
- D PRSL0504PI Switch 1 speed 1NO+1NC+1NO simultaneous
- E PRSL0505PI Switch 2 speeds 1NO+1NC+1NO sequenced
- F PRSL0506PI Switch 1 speed 3NO simultaneous
- G PRSL0507PI Switch 3 speeds 3NO sequenced

Control elements

- 30 PRTAXXXXXX Pushbutton
- 31 PRSL0517PI Blanking plug
- 32 PRSL0500PI Latched mushroom pushbutton for emergency stop
- 33 PRSL0512PI Impulse mushroom pushbutton
- 34 PRSL0520PI Key mushroom pushbutton
- 35 PRSL0513PI 2 or 3 maintained positions key selector switch
- 36 PRSL0514PI 2 or 3 maintained positions selector switch
- 37 PRSL0519PI Spring return 2 or 3 positions selector switch
- 38 PRSL0515PI Red pilot light
- 39 PRSL0516PI Green pilot light
- 40 PRSL0521PI Yellow pilot light

Instructions

- Fill in the pendant station scheme for the number of control elements required (2, 3, 4, 6, 8, 10, or 12 actuators).
- Write the number corresponding to the control element required. For dust-tight pushbuttons write the number corresponding to the symbol required; for standard pushbuttons write the code number. Mark the direction of the arrow into the corresponding circle.
- Write the letters corresponding to the switches required (max. 2) into the unbroken boxes.
- Tick the box corresponding to the mechanical interlock between pushbuttons when required. MI
- Tick the appropriate box to show where the cable sleeve and the hook must be assembled (top or bottom).

Remarks

Hook

Cable sleeve

Switches

Control elements

PRTA_____

MI

PRTA_____

MI

PRTA_____

MI

PRTA_____

MI

PRTA_____

MI

PRTA_____

MI

PRTA_____

MI

PRTA_____

MI

PRTA_____

MI

Hook

Cable sleeve

